

Introductory sub-table (I)(a)

| | | | |
|--|----------------|--------------------------------------|---|
| Name of the Company: CHANDRA PRABHU INTERNATIONAL LIMITED | | | |
| Scrip Code, Name of the scrip, class of security: 530309 CHANDRAP EQUITY | | | |
| Quarter ended: 31ST MARCH, 2011 | | | |
| Partly paid-up shares:- | | No. of partly paid-up shares | As a % of total no. of partly paid-up shares |
| As a % of total no. of shares of the company | | | |
| Held by promoter/promoter group | NIL | NA | NA |
| Held by public | NIL | NA | NA |
| Total - D | NIL | NA | NA |
| Outstanding convertible securities:- No. of outstanding securities | | No. of outstanding securities | As a % of total no. of shares of the company, assuming full conversion of the convertible securities |
| Held by promoter/promoter group | NIL | NA | NA |
| Held by public | NIL | NA | NA |
| Total - E | NIL | NA | NA |
| Warrants:- | | No. of warrants | As a % of total no. of shares of the company, assuming full conversion of warrants |
| As a % of total no. of warrants | | | |
| Held by promoter/promoter group | NIL | NA | NA |
| Held by public | NIL | NA | NA |
| Total - F | NIL | NA | NA |
| Total paid-up capital of the company, assuming full conversion of warrants and convertible securities (Grand Total (A+B+C)+ D+E+F) | 3698000 | NA | 100 |

For Chandra Prabhu International Ltd.

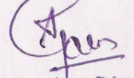

 Managing Director

Statement Showing Shareholding Pattern

Table (I)(a)

| Category code | Category of Shareholder | Number of Shareholders | Total number of shares | Number of shares held in dematerialized form | Total shareholding as a percentage of total number of shares | | Shares Pledged or otherwise encumbered | |
|---------------|---|------------------------|------------------------|--|--|----------------------------|--|----------------------|
| | | | | | As a percentage of(A+B) ¹ | As a percentage of (A+B+C) | Number of shares | As a percentage |
| (I) | (II) | (III) | (IV) | (V) | (VI) | (VII) | (VIII) | (IX)=(VIII)/(IV)*100 |
| (A) | Shareholding of Promoter and Promoter Group² | | | | | | | |
| 1 | Indian | | | | | | | |
| (a) | Individuals/ Hindu Undivided Family | | | | | | | |
| | | 13 | 1,866,690 | 1,866,690 | 50.48 | 50.48 | NIL | NIL |
| (b) | Central Government/ State Government(s) | - | - | - | - | - | - | - |
| (c) | Bodies Corporate | - | - | - | - | - | - | - |
| (d) | Financial Institutions/ Banks | - | - | - | - | - | - | - |
| (e) | Any Others(Specify) | - | - | - | - | - | - | - |
| (e-i) | | - | - | - | - | - | - | - |
| (e-ii) | | - | - | - | - | - | - | - |
| | Sub Total(A)(1) | 13 | 1,866,690 | 1,866,690 | 50.48 | 50.48 | NIL | NIL |
| 2 | Foreign | | | | | | | |
| a | Individuals (Non-Residents Individuals/ Foreign Individuals) | - | - | - | - | - | - | - |
| b | Bodies Corporate | - | - | - | - | - | - | - |
| c | Institutions | - | - | - | - | - | - | - |
| d | Any Others(Specify) | - | - | - | - | - | - | - |
| d-i | | - | - | - | - | - | - | - |
| d-ii | | - | - | - | - | - | - | - |
| | Sub Total(A)(2) | - | - | - | - | - | - | - |
| | Total Shareholding of Promoter and | 13 | 1,866,690 | 1,866,690 | 50.48 | 50.48 | NIL | NIL |
| (B) | Public shareholding | | | | | | | |
| 1 | Institutions | | | | | | | |
| (a) | Mutual Funds/ UTI | - | - | - | - | - | - | - |
| (b) | Financial Institutions/ Banks | - | - | - | - | - | - | - |
| (c) | Central Government/ State Government(s) | - | - | - | - | - | - | - |
| (d) | Venture Capital Funds | - | - | - | - | - | - | - |
| (e) | Insurance Companies | - | - | - | - | - | - | - |
| (f) | Foreign Institutional Investors | - | - | - | - | - | - | - |
| (g) | Foreign Venture Capital Investors | - | - | - | - | - | - | - |
| (h) | Any Other (specify) | - | - | - | - | - | - | - |
| (h-i) | | - | - | - | - | - | - | - |
| (h-ii) | | - | - | - | - | - | - | - |
| | Sub-Total (B)(1) | - | - | - | - | - | - | - |
| B 2 | Non-institutions | | | | | | | |
| (a) | Bodies Corporate | 69 | 333,276 | 332,776 | 9.01 | 9.01 | NIL | NIL |
| (b) | Individuals | - | - | - | - | - | - | - |
| I | Individuals -i. Individual shareholders holding nominal share capital up to Rs 1 lakh | 1530 | 1006124 | 911109 | 27.21 | 27.21 | NIL | NIL |


For Chandra Prabhu International Ltd.



Managing Director

| | | | | | | | | |
|--------|--|--------------|------------------|------------------|---------------|---------------|------------|------------|
| ii | Individual shareholders holding nominal share capital in excess of Rs. 1 lakh. | 16 | 485410 | 405410 | 13.13 | 13.13 | NIL | NIL |
| (c) | Any Other (specify) | - | - | - | - | - | NIL | NIL |
| (c-i) | Non Resident Indians | 3 | 6500 | 6500 | 0.18 | 0.17 | NIL | NIL |
| (c-ii) | | | | | | | | |
| | Sub Total(B)(2) | | | | | | | |
| | Sub-Total (B)(2) | 1618 | 1,831,310 | 1655795 | 49.52 | 49.52 | NIL | NIL |
| (B) | Total Public Shareholding (B)= (B)(1)+(B)(2) | 1,618 | 1831310 | 1655795 | 50.48 | 50.48 | NIL | NIL |
| | TOTAL (A)+(B) | 1631 | 3,698,000 | 3,522,485 | 100.00 | 100.00 | NIL | NIL |
| (C) | Shares held by Custodians and against which Depository Receipts have been issued | | | | | | | |
| 1 | Promoter and Promoter Group | - | - | - | - | - | NIL | NIL |
| 2 | Public | - | - | - | - | - | NIL | NIL |
| | Sub-Total (C) | - | - | - | - | - | NIL | NIL |
| | GRAND TOTAL (A)+(B)+(C) | 1,631 | 3698000 | 3522485 | 100.00 | 100.00 | NIL | NIL |


For Chandra Prabhu International Ltd.


Managing Director

(I)(b) Statement showing Shareholding of persons belonging to the category
"Promoter and Promoter Group"

| Sr. No. | Name of the shareholder | Total shares held | | Shares pledged or otherwise encumbered | | |
|--------------|-------------------------|-------------------|--------------------------------------|--|--------------------|--|
| | | Number of shares | As a % of grand total (A)+(B)+(C) | Number | As a percentage | As a % of grand total (A)+(B)+(C) of sub-clause (I)(a) |
| (I) | (II) | (III) | (IV) | (V) | (VI)=(V)/(III)*100 | (VII) |
| 1 | Abhash Jain | 190 | 0.01 | 0 | 0.00 | 0.00 |
| 2 | Akash Jain | 275000 | 7.44 | 0 | 0.00 | 0.00 |
| 3 | Dilip Kumar Jain | 1000 | 0.03 | 0 | 0.00 | 0.00 |
| 4 | Gajraj Jain | 525000 | 5.00 | 0 | 0.00 | 0.00 |
| 5 | Gajraj Jain (HUF) | 177000 | 15.00 | 0 | #REF! | 0.00 |
| 5 | Hansraj Saraogi | 25000 | 0.68 | 0 | 0.00 | 0.00 |
| 6 | Hemlata Jain | 348000 | 9.41 | 0 | 0.00 | 0.00 |
| 7 | Kamla Devi Jain | 10000 | 0.27 | 0 | 0.00 | 0.00 |
| 8 | Piyush Jain | 190000 | 5.14 | 0 | 0.00 | 0.00 |
| 9 | Pradeep Kumar Jain | 5000 | 0.14 | 0 | 0.00 | 0.00 |
| 10 | Punam Chand Jain | 5000 | 0.14 | 0 | 0.00 | 0.00 |
| 11 | Sheetal Jain | 75000 | 2.03 | 0 | 0.00 | 0.00 |
| 12 | Vikas Jain | 230000 | 6.22 | 0 | 0.00 | 0.00 |
| TOTAL | | 1866190 | 50.46 | 0 | 0.00 | 0.00 |

For Chandra Prabhu International Ltd.


 Managing Director

(I)(c) Statement showing Shareholding of persons belonging to the category
“Public” and holding more than 1% of the total number of shares

| Sr. No. | Name of the shareholder | Number of shares | Shares as a percentage of total number of shares {i.e., Grand Total (A)+(B)+(C) indicated in Statement at para (I)(a) above} |
|----------|---------------------------------|------------------|--|
| A | Body Corporate | | |
| 1 | MTL Shares and Stock Broker Ltd | 69,105 | 1.87 |
| 2 | Alsan Securities Pvt. Ltd | 46,420 | 1.26 |
| 3 | Gangwal Agro Food Pvt Ltd | 45,000 | 1.22 |
| | SUB TOTAL | 160,525 | 4.35 |
| B | Individuals | | |
| 1 | Harsha Hitesh Javeri | 68,025 | 1.84 |
| 2 | Hitesh Ramji Javeri | 75,873 | 2.05 |
| 3 | Pawan Kumar Surana | 50,000 | 1.35 |
| | SUB TOTAL | 193,898 | 5.24 |
| | TOTAL | 354,423 | 9.59 |

For Chandra Prabhu International Ltd.

Managing Director

(I)(d) Statement showing details of locked-in shares

| Sr. No. | Name of the shareholder | Number of locked-in shares | Locked-in shares as a percentage of total number of shares {i.e., Grand Total (A)+(B)+(C) indicated in Statement at para (I)(a) above} |
|--------------|-------------------------|----------------------------|--|
| 1 | N.A | NIL | NA |
| TOTAL | N.A | NIL | NA |

(II)(a) Statement showing details of Depository Receipts (DRs)

| Sr. No. | Type of outstanding DR (ADRs, GDRs, SDRs, etc.) | Number of outstanding DRs | Number of shares underlying outstanding DRs | Shares underlying outstanding DRs as a percentage of total number of shares {i.e., Grand Total (A)+(B)+(C) indicated in Statement at para (I)(a) above} |
|--------------|---|---------------------------|---|---|
| 1 | NIL | NIL | NIL | NIL |
| TOTAL | NIL | NIL | NIL | NIL |

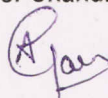
(II)(b) Statement showing holding of Depository Receipts (DRs), where underlying shares held by "promoter/promoter group" are in excess of 1% of the total number of shares

| Sr. No. | Name of the DR Holder | Type of outstanding DR (ADRs, GDRs, SDRs, etc.) | Number of shares underlying outstanding DRs | Shares underlying outstanding DRs as a percentage of total number of shares {i.e., Grand Total (A)+(B)+(C) indicated in Statement at para (I)(a) above} |
|--------------|-----------------------|---|---|---|
| 1 | NIL | NIL | NIL | NIL |
| Total | NIL | NIL | NIL | NIL |

Sr.No **Notes**

- 1 Shareholding of 'Person Acting in Concert' has been included under category of 'Public Shareholding' under subcategory of 'Corporate Body' as per advise/direction of the exchange.

For Chandra Prabhu International Limited



Akash Jain
Managing Director

Date 9/5/2011

Place Delhi